

Videomonitoring kit

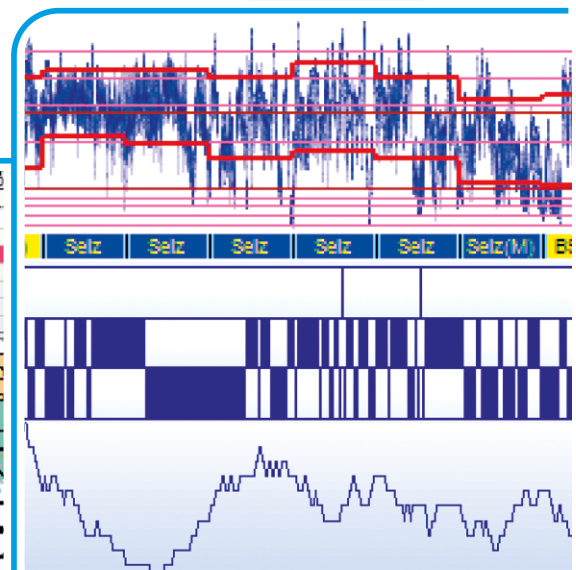
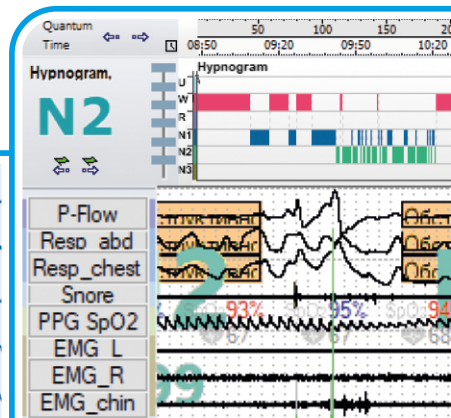
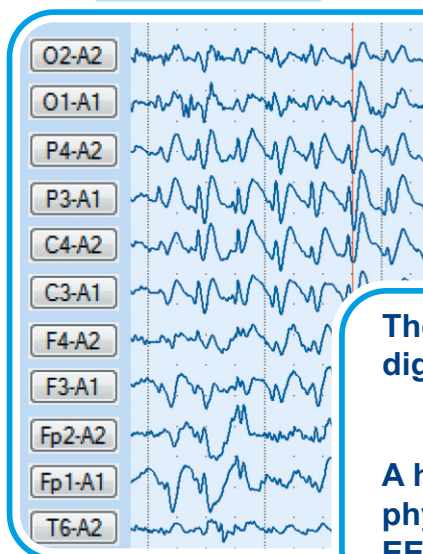
Full HD



CFM

PSG

EEG



The kit contains video equipment of 3 types for continuous quality digital videomonitoring:

- mobile
- autonomous
- stationary

A high degree of synchronization of video data with physiological and neurophysiological data is provided during EEG/PSG studies and monitoring of cerebral functions.



www.medicom-mtd.com

Taganrog

MEDICOM MTD

Research & Development Limited Company



Video modules of videomonitoring kit

Video modules with camera Hikvision DS-2CD2442FWD-IW

Video module HV-E

Records audio and video from the HikVision camera with the features:



matrix – 1/3" Progressive Scan CMOS;
sensitivity – 0.01 lux (F1.2), 0 lux (IR);
"day/night" mode – mechanic infra red filter with auto switch;
resolution – 2688×1520, 1920×1080, 640×360;
audio output – integrated mic;
power – DC12B/ PoE.

Video module HV-B



Differs from HV-E in additional features:

- receives marks from the event marker and records audio;
- possibility of connection of the wireless PC adapter IB-4 (Bluetooth) to receive data from the equipment manufactured by "Medicom MTD" (patient transceiver-recorder) and transfer this data via Ethernet (Wi-Fi) to the doctor's workstation.

Video modules HV-E and HV-B have no PTZ feature (Pan/Tilt/Zoom) and should be corrected manually by the staff during the record.

The video modules are placed on a tripod, clip or bracket at a distance of 3-4 m from the location of the patient.

Video module with camera ProlineProline IP-WV2415PTZ10

Video module PL-E

Records audio and video from the Proline camera with the features:

optical zoom (zooming) – 10X;
PTZ (Pan/Tilt/Zoom);

matrix – 1/2.8" Sony Exmor CMOS;

sensitivity –
colour 0.01 lux (F1.6),
b&w 0 lux (F1.6), 0 lux (IR);

"day/night" mode –
automatic;

resolution – 1920x1080,
704x576 (D1);

audio output – integrated mic;

power – DC12B/ PoE.



Video module PL-P

Differs from PL-E in additional features:

- receives marks from the event marker and records audio;
- possibility of connection of the wireless PC adapter IB-4 (Bluetooth) to receive data from the equipment manufactured by "Medicom MTD" (patient transceiver-recorder) and transfer this data via Ethernet (Wi-Fi) to the doctor's workstation.

PL-E and PL-P video modules allow you to adjust the direction of the camera and the required zoom using the doctor's computer keyboard.

The video modules are placed on a clip or bracket.

Mobile and autonomic kits

■ Mobile cost-effective

Contains video module HV-E

■ Mobile basic

Contains video module HV-B

■ Mobile basic autonomous

Contains video module HV-B (+A)

■ Mobile professional

Contains video module PL-P

■ Mobile professional autonomous

Contains video module PL-P (+A)

Kits «+A» basic autonomous and professional autonomous additionally include:

USB flash-drive to back up data or to record video data offline.

USB-bluetooth adapter to ensure accurate synchronization of video data with data from medical equipment by "Medicom MTD", including data from the built-in memory card of the patient transceiver-recorder.



Stationary kits

Provide visual control of the patient's location in the observation area from two angles on the monitor of the doctor's workstation (computer).

■ Stationary cost-effective

Contains video modules HV-E and PL-E

■ Stationary basic

Contains video modules HV-E and PL-P

■ Stationary basic with backup

Contains video modules HV-E and PL-P (+R)

■ Stationary professional

Contains video modules PL-E and PL-P

■ Stationary professional with backup

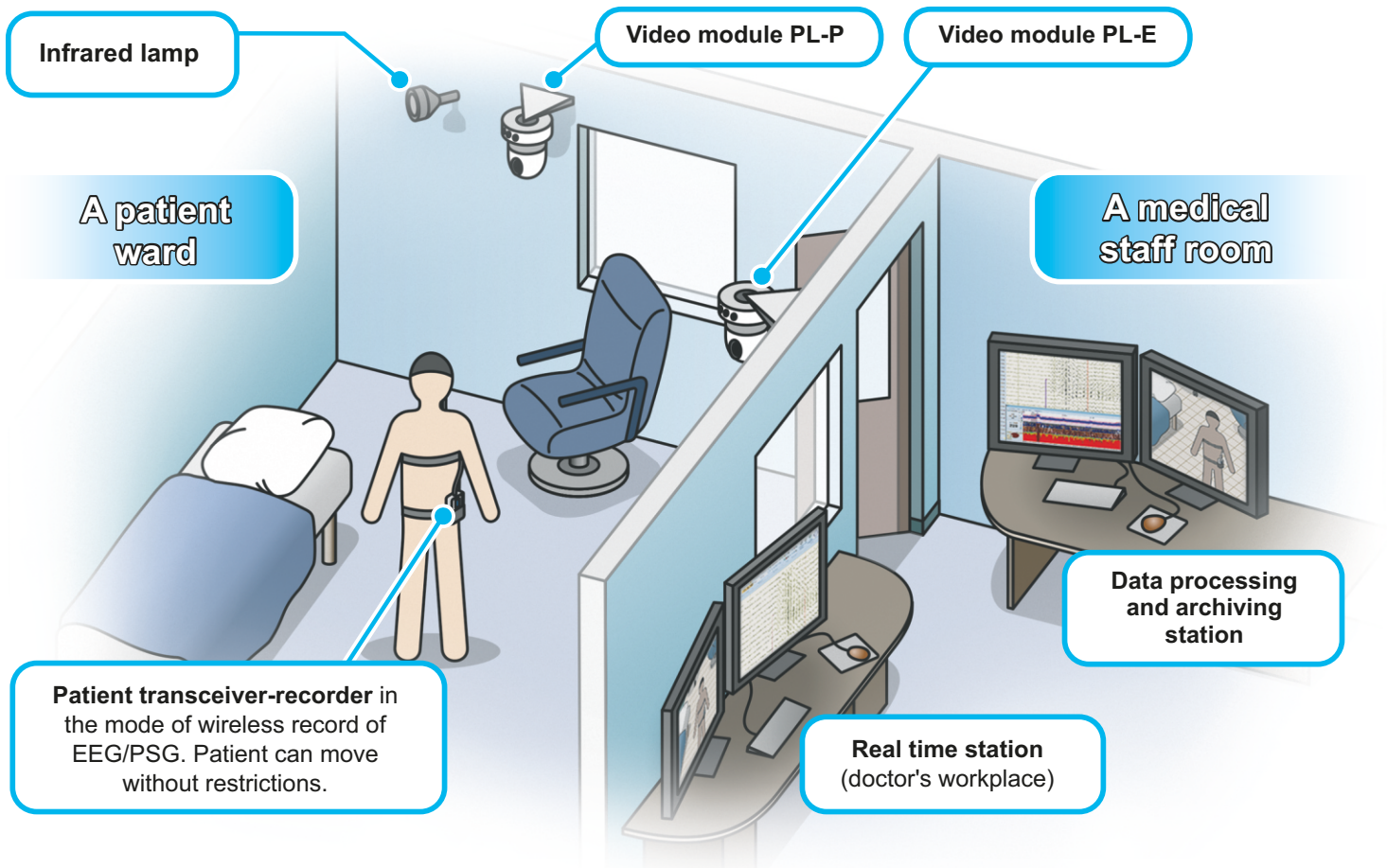
Contains video modules PL-E and PL-P (+R)

Kits «+R» additionally include:

USB flash-drive to back up data.

USB-bluetooth adapter to ensure accurate synchronization of video data with data from medical equipment by "Medicom MTD", including data from the built-in memory card of the patient transceiver-recorder.

Example of placing the "Stationary professional" kit



Accessories to video equipment kits

■ **Injectors** (with power cables and Ethernet cables) to power video modules via Ethernet cable using PoE (Power over Ethernet) technology, as well as to transfer data between video modules and PC.

■ **The speaker system of the patient's room** is designed to play messages from the doctor's microphone to the patient's room, transmitted via Ethernet. (to HV-B and PL-P video modules).



■ The **remote event marker** is designed to transmit event marks to the recorded audio- and videodata stream. When you press the button, the IR signal is transmitted to the video module (for HV-B and PL-P).



■ **Ethernet switch** is required for use in kits containing two video modules.

■ IR searchlight is designed to additionally improve the image quality during video recording at night: to soften sharp shadows, to make the image "three-dimensional".



Medical equipment by Medicom MTD Ltd. compatible with video equipment kits and software "Encephalan-Video"

Electroencephalographs for EEG-video monitoring in epileptology and neurology

Stationary electroencephalographs-
analyzers EEGA-21/26
"Encephalan-131-03" *
with software
"Encephalan-EEGA»

Modifications
10, 11

Used in a
**specialized
ward** of a medical
institution

*No CE mark



Portable electroencephalographs-recorders
"Encephalan-EEGR-19/26" with software "Encephalan-EEGR»

Main
modification

ABP-26
patient
transceiver-
recorder



Modification
"Mini"

ABP-10
patient
transceiver-
recorder



Used **at patient's location**: in a specialized or ordinary
ward of a medical institution, as well as at home.

Equipment for sleep apnea screening, cardiorespiratory screening and polysomnographic studies

The sleep signals recorders "APNOX"

Versions "APNOX-04"
and "APNOX-10"



Basic
module



Module
POLY-4

Polysomnographs on the basis of electroencephalographs-recorders
"Encephalan-EEGR-19/26" with software "Encephalan-PSG"

ABP-10
patient
transceiver-
recorder



Variant Optimal



Includes a pulse
oximeter module

ABP-26
patient
transceiver-
recorder



Variant Expert

Used **at patient's location**:
in a specialized or ordinary ward of a medical institution, as well as at home.

Equipment for cerebral functions monitoring and neuromonitoring

Cerebral functions monitor
"Encephalan-CFM"

ABP-5
patient
transceiver-
recorder



Electroencephalographs-recorders "Encephalan-EEGR-19/26"
with software "Encephalan-EEGR", "Encephalan-CFM", "Encephalan-NM»

Main
modification

ABP-26
patient
transceiver-
recorder



Modification
"Mini"

ABP-10
patient
transceiver-
recorder



Used in **intensive care units and reanimation, including neonatology**

Contact information

Medicom MTD Ltd.,
Frunze str., 68, Taganrog,
Russia, 347900

Phones: +7 (8634) 62-62-42, -43, -44, -45
Fax: +7 (8634) 61-54-05 (24 hours)
e-mail: office@medicom-mtd.com

See product catalogues
on the website
www.medicom-mtd.com



© Medicom MTD Ltd., 2024 All rights reserved.

Data given is of an informative character and can be changed without preliminary notice. To get correct specification for the equipment and additional ads, address the manufacturer or its authorized representative.

Medicom MTD Ltd is certified to Management System according of EN ISO 13485:2016 in accordance with TUV AUSTRIA CERT procedures.

www.reacor.ru
www.apnox.ru
www.egoscop.ru